



# Knowledge Organiser:

## Year 8 Art and Design

### Summer Term: Cultural Art - *Mixed media / textiles/ clay or cardboard*

This term you will cover a range of knowledge and skills in some of following areas:

*(Teacher will choose your artist/direction of work, below are just examples)*

**Culture** - the ideas, customs, and social behaviour of a particular people or society.

**Cultural arts** - Music, art, drama, creative writing, photography and dance, are tools that help develop the mind and body, refine feelings, and thoughts and **reflect and represent our customs and values as a society.**

**Cultural arts** help to explain **the world** in which we live through an **exploration of creativity.**




## Materials

**Textiles** are made through sewing, weaving, crocheting, knitting, and embroidery.

Textile art could be a wall hanging, a rug, a clothing item, or even a sculpture created with fabric.

**Mixed media** is a term used to describe artworks composed from a combination of different media or materials.

**Clay** can be used to make tiles and pots.







# How do we use Knowledge Organisers in Art.

## How can you use knowledge organisers at home to help us?

- **Retrieval Practice:** Read over a section of the knowledge organiser, cover it up and then write down everything you can remember. Repeat until you remember everything.
- **Flash Cards:** Using the Knowledge Organisers to help on one side of a piece of paper write a question, on the other side write an answer. Ask someone to test you by asking a question and seeing if you know the answer.
- **Mind Maps:** Turn the information from the knowledge organiser into a mind map. Then reread the mind map and on a piece of paper half the size try and recreate the key phrases of the mind map from memory.
- **Sketch it:** Draw an image to represent each fact; this can be done in isolation or as part of the mind map/flash card.
- **Teach it:** Teach someone the information on your knowledge organiser, let them ask you questions and see if you know the answers.

## How will we use knowledge organisers in Art

- **Visual Support:** To show a WAGOLL, to explain connection of four Assessment Objectives..
- **Literacy Support:** Support on written work, particularly for AO1 with keywords.

### SENTENCE STARTERS Artist's work:

This artists work is about.....(discuss its theme)  
It was created in .....(date)  
In this artwork they use..... describe (shape and form) (tone and colour) (pattern and texture).  
They use the materials.....and explain how they used them.  
I chose to look at this artist /artwork because.....(explain how it links to your theme)  
It will help me with my own work because.....  
I'm going to take influence from this artists by.....  
I like this work because.....

### Tier 1 Vocab

Plan  
Choose  
Materials

### Tier 2 Vocab

Layout  
Select

### Tier 3 Vocab

Composition  
Selective  
Refine  
Context

## Vocabulary - Formal elements

### Shape, form,

#### space

Closed  
Open  
Distorted  
Flat  
Organic  
Deep  
Flat  
Positive  
Negative  
Foreground  
Background  
Composition  
Curvaceous  
Elongated  
Large  
Small  
2D 3D

### Tone

Bright  
Dark  
Faded  
Smooth  
Harsh  
Contrasting  
Intense  
Sombre  
Grey  
Strong  
Powerful  
Feint  
Light  
Medium  
Dark  
Dramatic  
Large  
Small

### Pattern and

#### Texture

Repeated  
Uniform  
Geometric  
Random  
Symmetrical  
Soft  
Irregular  
Coarse Bold  
Uneven  
Bumpy  
Rough  
Smooth  
Uneven  
Spiky  
Broken  
Furry  
Fine Flat  
Grid

### Line

Fluent  
Free Rough  
Controlled  
Powerful  
Strong  
Geometric  
Angular  
Light  
Delicate  
Flowing  
Simple  
Thick Thin  
Horizontal  
Broken  
Interrupted  
Rounded  
Overlapping  
Broken  
Faint

### Colour

Bright Bold  
Primary  
Secondary  
Tertiary  
Radiant  
Dull Vivid  
Contrasting  
Deep  
Monochrome  
Harmonious  
Complementary  
Natural  
Earthy  
Subtle  
Pale  
Cool Warm  
Saturated  
Luminous  
Strong

Leave blank to allow students to glue.